

ZHEJIANG GEYI MEDICAL INSTRUMENT CO.,LTD.

Factory address: No 1, 2 Factory, No. 5, Hutang Road, Xiaya Town, Jiande City, Hangzhou, Zhejiang Province, China

Office address: No 1, 2 Factory, No. 5, Hutang Road, Xiaya Town, Jiande City, Hangzhou, Zhejiang Province, China

TEL: 0086-571-86676309

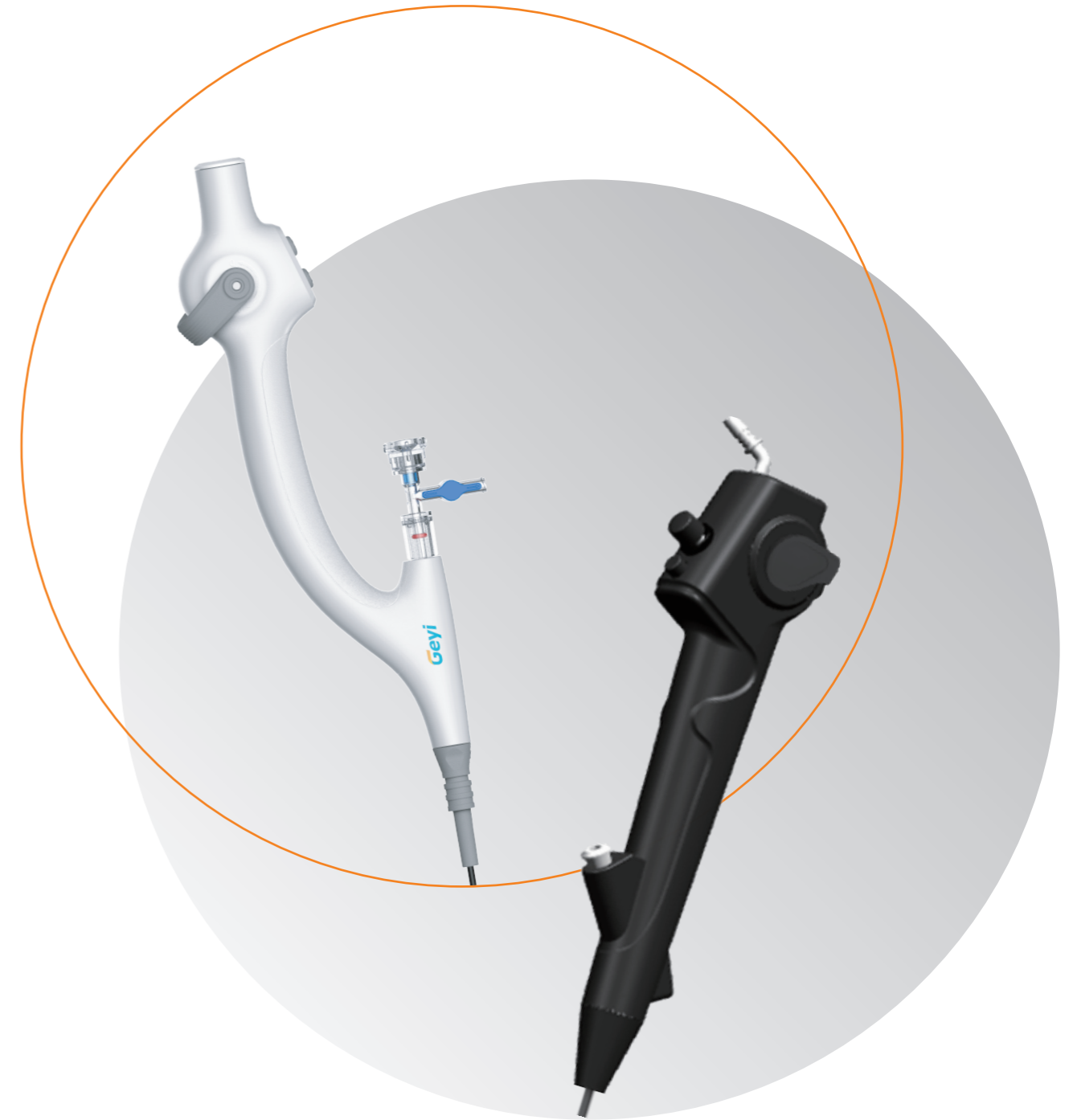
E-mail: info@geyi-medical.com

[www.geyi-medical.com](http://www.geyi-medical.com)



STAY TUNED

**Product upgrade coming soon**



Single-use  
**Digital Cystoscope**

# Single-use Digital Cystoscope

Maximum 4.2Fr instrument channel, compatible with more surgical instruments.



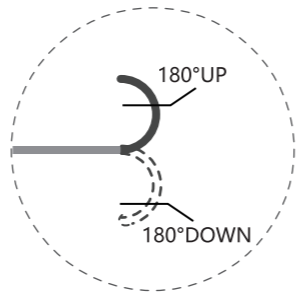
- 1:1 coaxial steering, more smooth operation.
- Two shortcut keys, support user customization.



Type-c plug, more stable and reliable electrical connection.



- Front LED light source, High sensitivity CMOS, excellent color fidelity.
- 160,000 pixel imaging




180° up and down, strong bending bearing capacity.



## Product Feature

1. The diameter is small, no need for anesthesia, less damage for the tissue.
2. Maximum 4.2Fr instrument channel, compatible with more surgical instruments.
3. Ergonomic grip handle design for dexterous and comfortable operation.

Hd camera restores ultimate color



Patented design with 15° bevel Angle

Compatible with multiple hosts



## Product Parameter

Model	Insertion tube Diameter(mm)	Instrument Channel(mm)	Working length(mm)	Resolution	Viewing angle	Depth of field (mm)
GYCY-4.8-GY	14.4Fr (Φ4.8mm)	7.2Fr (Φ2.4mm)	380mm	160,000 pixel	120°	3-50mm
GYCY-3.8-GY	11.4Fr (Φ3.8mm)	4.2Fr (Φ1.4mm)	380mm	160,000 pixel	120°	3-50mm